


AstroNova™

Profitable for Decades



Optional: Black frame designed for the certain projects and applications (e.g. residential rooftop and so on)

COMPREHENSIVE CERTIFICATES



First solar company which passed the TUV Nord IEC/TS 62941 certification audit.

255W~275W

5BB-Polycrystalline PV Module

CHSM6610P Series

CHSM6610P/HV Series

CHSM6610P max system voltage 1000V standard

CHSM6610P/HV max system voltage 1500V standard

Tier 1

Bloomberg

No.1

PHOTON

MunichRe

Insured

DNV GL

2018 TOP Performance

100.00%
97.50%
95.00%
90.00%
85.00%
80.00%
75.00%

10-year Warranty for Materials and Processing

25-year Warranty for Extra Linear Power Output

(1st year ≤ 2.5%, 2nd~25th years ≤ 0.7% / year)

80.70%

KEY FEATURES



OUTPUT POSITIVE TOLERANCE

Guaranteed 0~+5W positive tolerance ensures power output reliability.



INNOVATIONAL 5-BUSBAR CELLS

Reduces the cell series resistance and internal stress, decreases the risk of micro-crack and improves the module output.



PID RESISTANCE

Excellent PID resistance at 96 hours (@85°C /85%) test, and also can be improved to meet higher standards for the particularly harsh environment.



EXCELLENT MECHANICAL LOAD CAPABILITY

Certified to withstand: snow load (6000 Pa) and wind load (3600 Pa).



HIGHER RELIABILITY AND DURABILITY

Effectively deals with harsh environments, such as sand, salt mist and ammonia resistance.



PASSED HAIL TEST

Certified to hail resistance: ice ball size (d=45mm) and ice ball velocity (v=30.7m/s).



EXCELLENT LOW-LIGHT PERFORMANCE

With the deep textured ARC glass and cell surface texturing process, achieve the excellent performance at the haze, cloudy days and other low light conditions.



ASTRONERGY
A CHNT COMPANY

For Global Market

ELECTRICAL SPECIFICATIONS

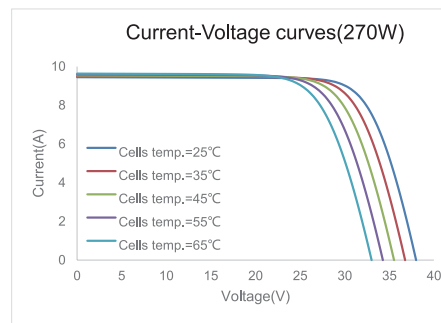
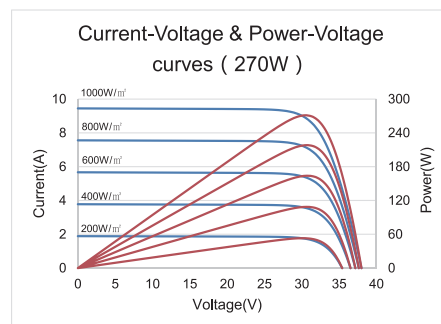
STC rated output (P_{mpp})*	255 Wp	260 Wp	265 Wp	270 Wp	275 Wp
Rated voltage (V_{mpp}) at STC	30.66 V	30.88 V	30.92 V	31.08 V	31.12 V
Rated current (I_{mpp}) at STC	8.33 A	8.43 A	8.58 A	8.70 A	8.85 A
Open circuit voltage (V_{oc}) at STC	37.48 V	37.72 V	37.87 V	38.00 V	38.45 V
Short circuit current (I_{sc}) at STC	8.85 A	8.95 A	9.18 A	9.45 A	9.52 A
Module efficiency	15.6%	15.9%	16.2%	16.5%	16.9%
Rated output (P_{mpp}) at NOCT	191.3 Wp	195.0 Wp	198.8 Wp	202.5 Wp	206.3 Wp
Rated voltage (V_{mpp}) at NOCT	27.73 V	27.94 V	27.98 V	28.12 V	28.15 V
Rated current (I_{mpp}) at NOCT	6.90 A	6.98 A	7.10 A	7.20 A	7.33 A
Open circuit voltage (V_{oc}) at NOCT	34.24 V	34.46 V	34.60 V	34.71 V	35.13 V
Short circuit current (I_{sc}) at NOCT	7.45 A	7.54 A	7.73 A	7.96 A	8.02 A
Temperature coefficient (P_{mpp})	- 0.407%/°C				
Temperature coefficient (I_{sc})	+0.049%/°C				
Temperature coefficient (V_{oc})	- 0.310%/°C				
Normal operating cell temperature (NOCT)	43±2°C				
Maximum system voltage (IEC/UL)	1000V _{DC} or 1500V _{DC}				
Number of diodes	3				
Junction box IP rating	IP 67				
Maximum series fuse rating	15 A				

* Measurement tolerance +/- 3%

STC: Irradiance 1000W/m², Cell Temperature 25°C, AM=1.5

NOCT: Irradiance 800W/m², Ambient Temperature 20°C, AM=1.5, Wind Speed 1m/s

CURVE



MECHANICAL SPECIFICATIONS

Outer dimensions (L x W x H)	1648 x 990 x 35 mm 64.88 x 38.98 x 1.38 in
Frame technology	Aluminum, silver / black anodized
Module composition	Glass / EVA / Backsheet (white)
Front glass thickness	3.2 mm / 0.13 in
① Cable length (IEC/UL)	900 mm / 35.43 in
Cable diameter (IEC/UL)	4 mm ² / 12 AWG
② Maximum mechanical test load	6000 Pa
Fire performance (IEC/UL)	Class C (IEC) or Type 1 (UL)
Connector type (IEC/UL)	MC4 compatible

① Option: 900(+) /600(-) mm or 1000 mm for defined projects in advance.

② Refer to Astronergy Crystalline Silicon PV Module Installation Manual or contact technical department.
Maximum Mechanical Test Load=1.5×Maximum Mechanical Design Load.

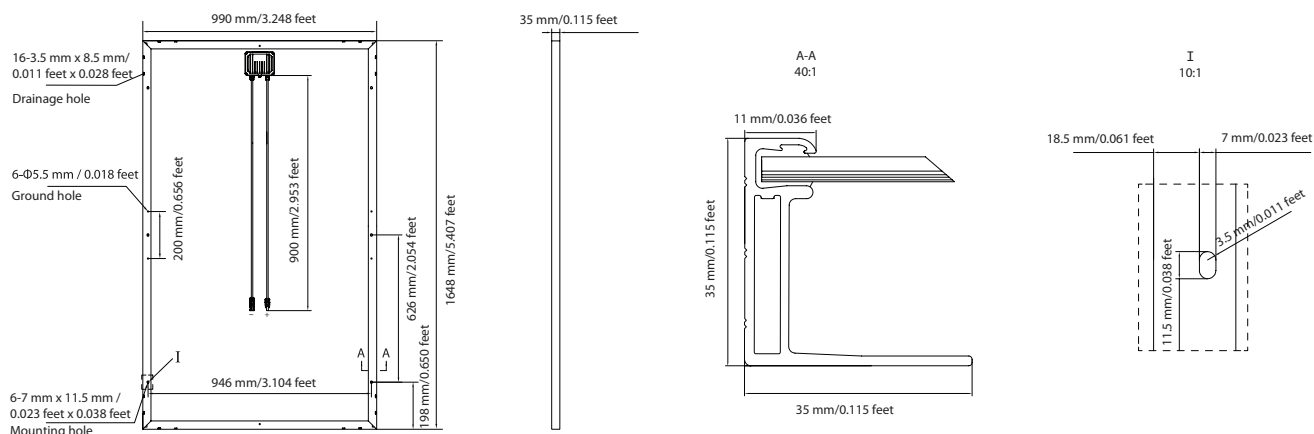
PACKING SPECIFICATIONS

① Weight (module only)	18.3 kg / 40.34 lbs
② Packing unit	31 pcs / box
Weight of packing unit (for 40'HQ container)	606 kg / 1336 lbs
Number of modules per 40'HQ container	868 pcs

① Tolerance +/- 1.0kg

② Subject to sales contract

MODULE DIMENSION DETAILS



© Chint Solar (Zhejiang) Co., Ltd. Reserves the right of final interpretation. please contact our company to use the latest version for contract.